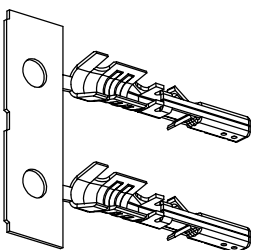
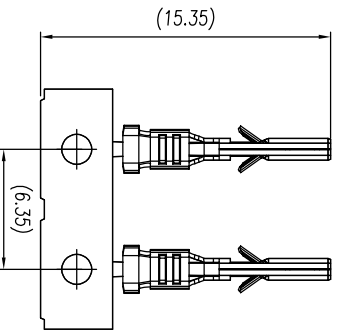
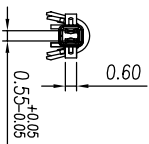
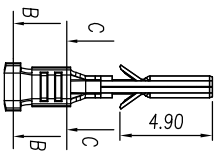
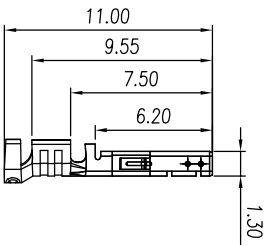
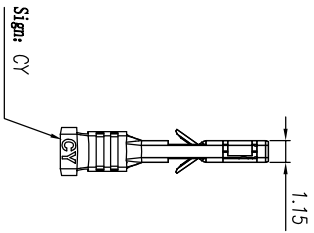
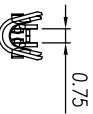
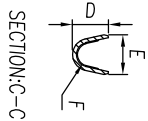
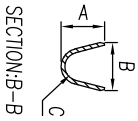


Wire range (AWG)	Max Insulation (mm)	r <sub>1</sub> (mm)	r <sub>2</sub> (mm)	r <sub>3</sub> (mm)	r <sub>4</sub> (mm)	r <sub>5</sub> (mm)	r <sub>6</sub> (mm)
20-24	1.85	2.31	2.51	φ1.5	1.91	2.08	φ1.3
26-30	1.27	1.91	2.10	φ1.3	1.47	1.65	φ1.0



NOTES:

1.

PART NO	NOTES
4210030910SN	Wire range: 20-24AWG; Phosphor Bronze, Sn Plated; Chom
42100301010SN	Wire range: 24-30AWG; Phosphor Bronze, Sn Plated; Chom
42100309011SN	Wire range: 20-24AWG; Phosphor Bronze, Sn Plated; Loose
42100301011SN	Wire range: 24-30AWG; Phosphor Bronze, Sn Plated; Loose

- Rate current(A): 7 max
- Operating temperature: -40°C~+105°C
- RoHS Compliance
- Mating Force: 8.0N
- Pullout Force: 2.4N

421003XX010SN  
 Series No  
 Stand  
 Electroplate:  
 Sn, Tin  
 Ni, Nickel  
 Au, Gold

Remark: This drawing is a controlled document for Cymannu. All specifications are subject to change without prior notice.

linear dimension		≡		□		//		⊥	
over	18 to 30	over	30 to 50	over	50 to 80	over	80 to 120	over	120 to 160
over	30 to 50	over	50 to 80	over	80 to 120	over	120 to 160	over	160 to 200
tolerance	±0.15	±0.25	±0.35	±0.45	±0.60	±0.75	±0.90	0.5	all to 5
variable range	to 10	to 30	to 50	to 80	to 120	to 160	to 200	0.025	to 5
								0.06	to 30
								0.12	to 120
								0.4	to 120

SIZE: A4	SCALE: 5 : 2	CHECKED: C. LU	DATE: 11/30/2021	PART NO: 421003XX010SN
UNIT: mm	SHEET: 1 / 1	APPROVED: H. JIANG	DATE: 11/30/2021	TITLE: CYE4210-03XX (3.0) Female

**Cymannu** 矽宇電子  
 NINGBO CHANGYU ELECTRONICS MANUFACTURING CO., LTD  
 Email: sales@cymannu.com WWW.CYMANNU.COM

REV	ECN	SIGN	DATE	DESCRIPTION
1.0	V0	K. ZHAO	11/30/2021	